



Delaware State Fair Market Animal Exhibitors Animal Photograph and Video Upload Instructions

1. Start by following steps one (1) through twelve (12) of the “ShoWorks Traditional Platform Online Entry Instructions for Delaware State Fair Exhibitors” or steps one (1) through twenty-one (21) of the “ShoWorks Passport Entry Instructions for Delaware State Fair Exhibitors.”
Please Note: You must be doing this on an INTERNET BROWSER only **DO NOT** use the ShoWorks Passport App.

2. Once you have submitted your entries you will be brought to the confirmation page showing your Confirmation ID.

3. On the confirmation page, you will see a green box at the top of the screen indicating that you have created entries that require a file to be uploaded. At the bottom of the page, under the Confirmation ID box you will see the red “Upload File(s)” button.

4. Please click the red “Upload File(s)” button to be redirected to the Fair Media Solutions website, where you can upload your photographs and video.

- If you would like to come back and upload your photographs and video later, you will go to the ShoWorks link on the Delaware State Fair website;
- Then, log in to your account and click the grey “View/Print transactions made by this Exhibitor” button;
- Next, on the entry you would like to upload the photographs and video for, click the red “Upload Files” button.

5. Once the Fair Media Solutions website page opens you will see a screen that looks like Figure C. Your name will appear in the upper right corner of the page. You will see the division and class of the market animal you need to upload photographs and a video for below the green “Press For Instructions” box.

6. Please click the grey “Choose File” button and find the intended photographs and video for that division and class shown.

- The max file size for any photo is 8MB. The image must be a JPEG (.jpg), GIF (.gif), PNG (.png), or BMP (.bmp) file type. NO RAW images allowed. All images must be

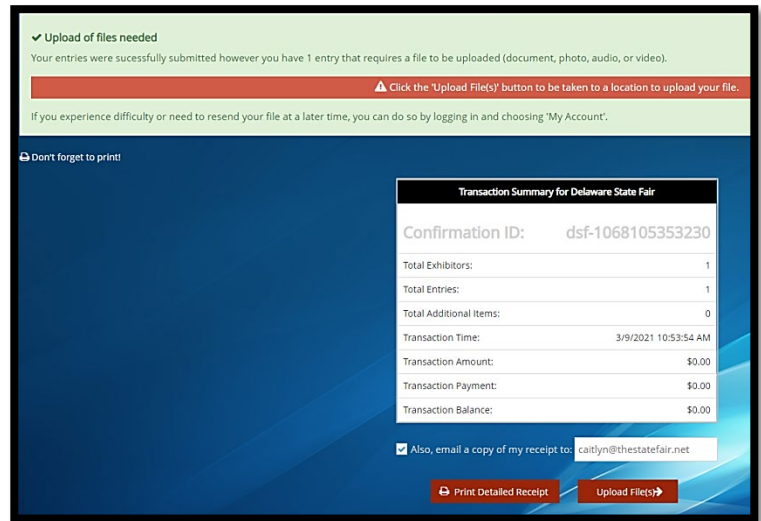


Figure A

Upload Media	Receipt	Confirmation ID
		dsf-1068110620352
		dsf-1068105353230
		dsf-1068105020249

Figure B

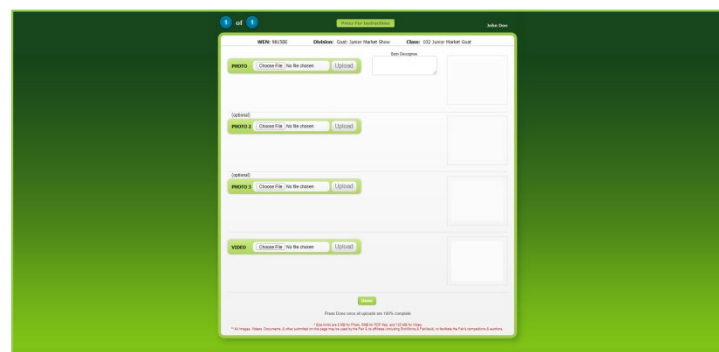


Figure C

flattened. Animated gifs or multi-layer images are not allowed.

- b. The max file size for any video is 120 MB. Videos should be 30-60 seconds long.

7. Notice before the upload it shows a red “Preview” text across the photo and once it has been completely uploaded the “Preview” text will no longer be there. Now with the file chosen please click the grey “Upload” button.

8. Once the upload is complete you will see a grey box below the “Choose File” button stating “Upload Complete.”

9. You can see what the photo will look like to the buyers in the box to the right of “Entry Description.” Please keep an eye on the view of your photo both before and after your upload. We will not be able to see your photo if it is not uploaded.

- a. If after reviewing the preview image concluding the upload you determine that it did not upload the way you would like, please look back at instructions 9a and 9b and make sure you have the correct file format and size.

10. You **MUST** put the tag of the animal in the photos in the “Entry Description” box so we can identify the animal being pictured.

11. Repeat steps 9 through 12 until all 3 images and 1 video is uploaded.

12. If you have more than one entry please click the green “Next” button to upload your images and video for your other market animals. A confirmation box will appear, and if everything is correct click the green “NEXT” button.

13. Repeat these steps until all files have been uploaded.

14. After your last upload please click the green “Done” button.

A confirmation box will appear, and if you are happy with all of your uploads click the green “DONE” button.

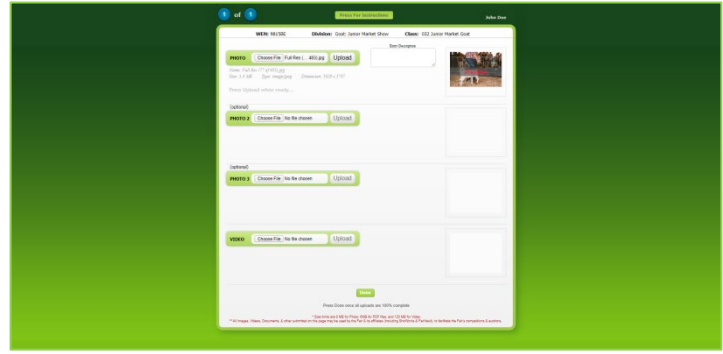


Figure D

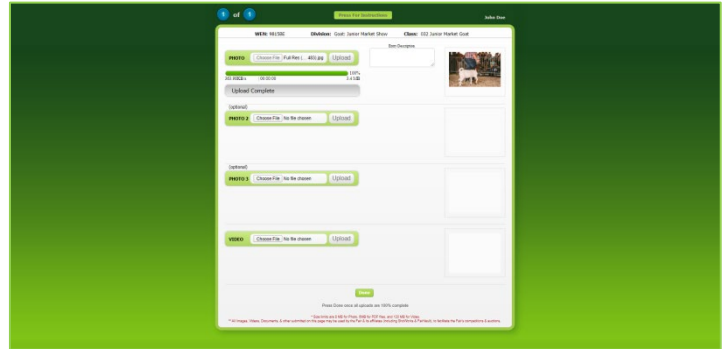


Figure E

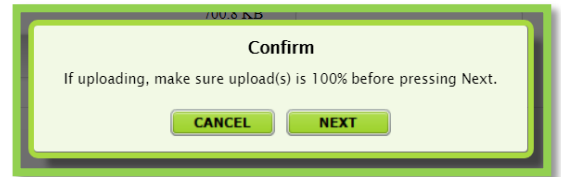


Figure F

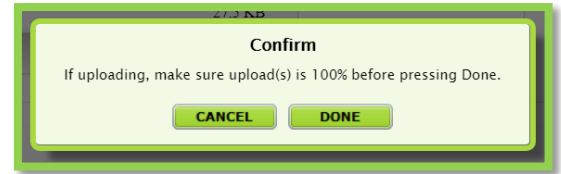


Figure G

Thank you for your entries!